


Answers

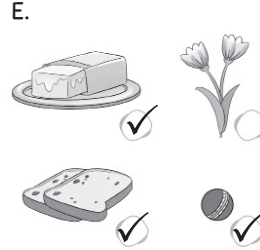
Theme 1: Special Me

Chapter 1: A, B and C

- A. Guide the students to trace the letter with multiple colours.
- B. Guide students to trace the dots to complete letter A and colour the tree green.



- D. Guide the students to trace the letter with multiple colours.




F.



- G. Guide the students to trace the letter with multiple colours.


- H. Guide the students to trace and colour the picture.



Theme 2: Family Fun


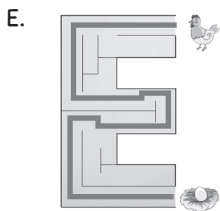
Chapter 2: D, E and F

- A. Guide the students to trace the letter with multiple colours.



- C. 1. Dog 2. Den
3. Doll 4. Deer
5. Duck 6. Dolphin

- D. Guide the students to trace the letter with multiple colours.



- G. Guide the students to trace the letter with multiple colours.

- H. Guide the students to colour the picture using the colour code


- I. 1. The fence is of shorter length in the second picture.

2. There is only one fish in the second picture.
3. The football is near the pond in the second picture.
4. The boy's feet are folded in the second picture.
5. The flowers are missing from the bushes in the second picture.

Theme 3: School is Cool

Chapter 3: G, H and I


- A. Guide the students to trace the letter with multiple colours.



- C.
1. Girl
 2. Goat
 3. Gift
 4. Gate
 5. Game
 6. Goose

- D. Guide the students to trace the letter with multiple colours.


- E.
1. C
 2. F
 3. D
 4. H



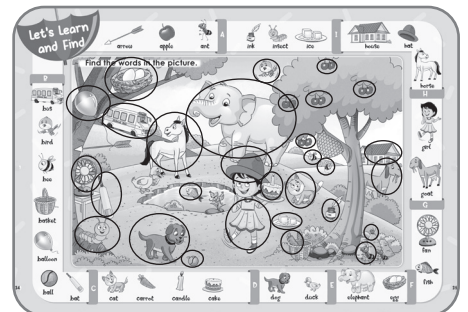
- G. Guide the students to trace the letter with multiple colours.

H.

A	I	I	I	F
D	F	I	G	E
A	B	I	C	B
C	E	I	H	A
G	I	I	I	H



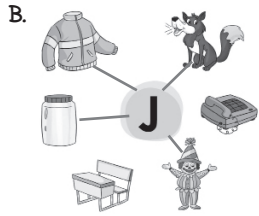
Page 34-35:
Let's Learn and Find



Theme 4: Best Buddies

Chapter 4: J, K and L

A. Guide the students to trace the letter with multiple colours.

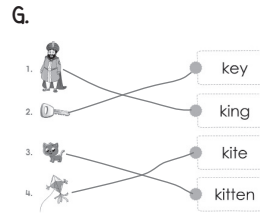


C.
1. Jug 2. Jet
3. Jam

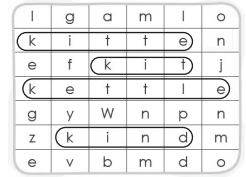
D. Guide the students to trace the letter J along the tree trunk.

E. Guide the students to trace the letter with multiple colours.

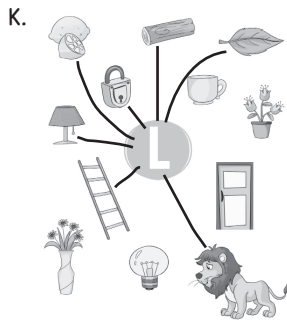

F. Guide the students to complete and colour the picture of the kite.



H.



I. Guide the students to trace the letter with multiple colours.



Theme 5: Play Power

Chapter 5: M, N and O

A. Guide the students to trace the letter with multiple colours.

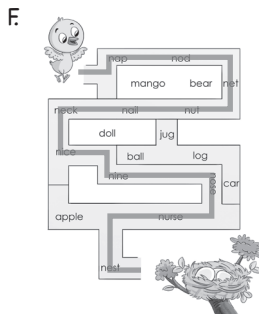


C.

1. Map 2. Mat
3. Mice 4. Monkey
5. Mountain
6. Mushroom

D. Guide the students to trace the letter with multiple colours.

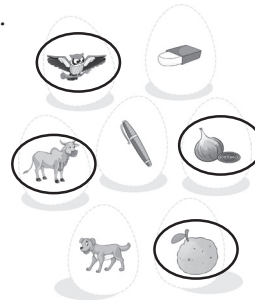
E. nap, nut, new, note, nice, name



G. Guide the students to trace the letter with multiple colours.

H. 1. F 2. C
3. L 4. I

I.

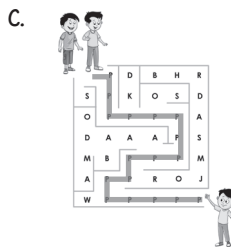


Theme 6: Fun and Learn

Chapter 6: P, Q and R

A. Guide the students to trace the letter with multiple colours.

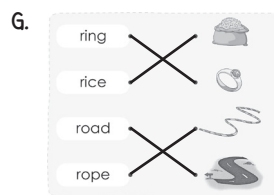
B. 1. P 2. P
3. P 4. P




D. Guide the students to trace the letter with multiple colours.

E. 1. quick 2. quack
3. quill 4. quiet


F. Guide the students to trace the letter with multiple colours.



H.



Page 56-57:
Let's Learn
and Find



Theme 7: Helping Hands

Chapter 7: S, T and U

A. Guide the students to trace the letter with multiple colours.

B. Guide the students to colour the picture using the colour code.

C.



