

Answers

Theme 1: I Love Mondays

Chapter 1: Numbers 0 to 10 (Revision)

1. Guide the students to trace the number 0.
2. Guide the students to trace the number name 0.

3.

Dice	Dots
3	9

Squirrels	Tails
4	4

Tables	Legs
2	8

Bicycles	Wheels
3	6

4. Guide the students to trace the numbers from 1 to 10.


5. Guide the students to trace the number names from 1 to 10.



Theme 2: I Love Tuesdays

Chapter 2: Triangle

1. Guide the students to colour the triangles.



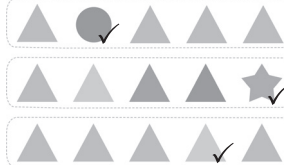
2.



3. Guide the students to follow the triangles through the maze to find the correct path.



4.



5. Guide the students to colour the triangles.

5

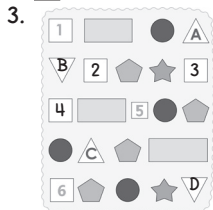
Chapter 3: Square

What shape am I?



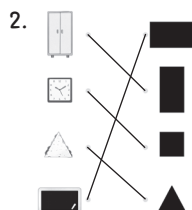
2. Guide the students to colour the squares blue and triangles green.

□ : 4 △ : 3




Chapter 4: Rectangle

1. Guide the students to colour the picture by code.

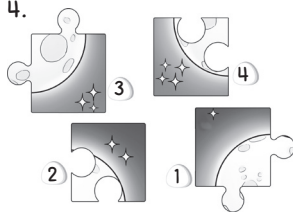


Chapter 5: Circle

1. Guide the students to colour the happy circles yellow and curious circles red.
2. Guide the students to colour the circles yellow, squares blue and rectangles green.

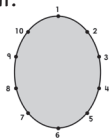


4.

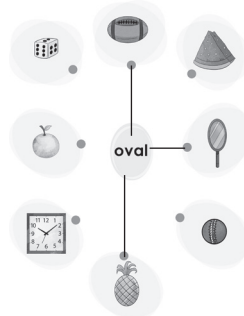


Chapter 6: Oval

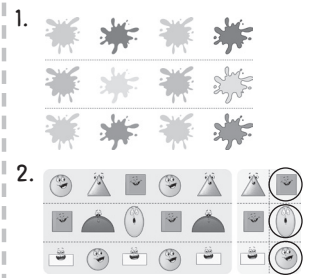
1. Guide the students to trace the ovals and colour them.
2. Guide the students to join the dots to form the shape and colour it.



3.



Fun Time



Theme 3: I Love Birthdays

Chapter 7: Numbers 11 to 20 (Revision)

1. Guide the students to trace the numbers from 11 to 20.
2. Guide the students to trace the number names from 11 to 20.

3.

12	15	10
----	----	----

17	13	12
----	----	----

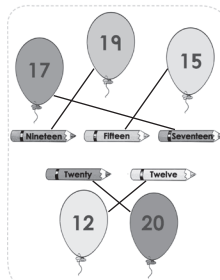
16	14	11
----	----	----

15	18	20
----	----	----

20	19	11
----	----	----

12	14	18
----	----	----

4. Guide the students to colour the balloons by code.




5.

Nineteen
Twenty
Fifteen
Twelve
Seventeen


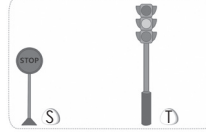
Theme 4: I Love Wednesdays


Chapter 8: Tall and Short

1. 




2. 

3. Guide the students to colour the pictures.

4. 



Chapter 9: Big and Small

1. 
 2. 


3. Guide the students to colour the one that is big.




4. Guide students to colour the small one.

Picture Talk

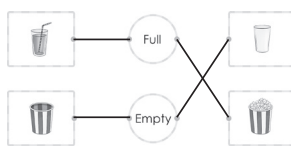
Circle the big animal.

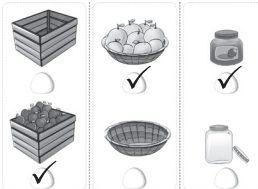

Rhino Foxy

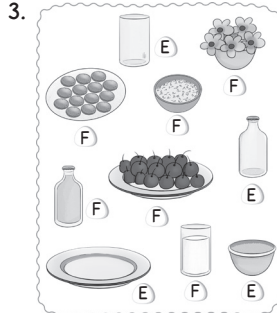
Circle the small animal.

Kitty Elphy

Chapter 10: Full and Empty

1. 

2. 


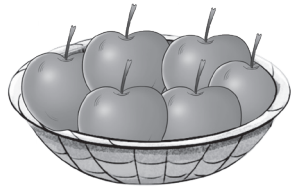
3. 

4. Guide the students to colour the two glasses.

Full Empty




5. Guide the students to draw apples and colour them.




Chapter 11: More and Less

1. More -----> cow horse
 Less -----> dog cat
 More -----> hen duck

2. 

3. 

4. 

Theme 5: I Love Thursdays

Chapter 12: Counting 21 to 30

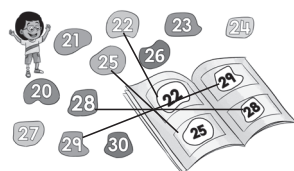
Write the numbers.

Four Twelve
 Seven Sixteen
 Nine Twenty

1. Guide the students to trace and write the numbers from 21 to 30.

2. Guide the students to trace the number names from 21 to 30.

3. Guide the students to colour the numbers by colour code.



4.

1	11	11	21	21
2	12	12	22	22
3	13	13	23	23
4	14	14	24	24
5	15	15	25	25
6	16	16	26	26
7	17	17	27	27
8	18	18	28	28
9	19	19	29	29
10	20	20	30	30

Chapter 13: Counting 31 to 40

1. Guide the students to trace and write the numbers from 31 to 40.
 2. Guide the students to trace the number names from 31 to 40.

3. 35

31

38

34

Chapter 14: Counting 41 to 50

1. Guide the students to trace and write the numbers from 41 to 50.
2. Guide the students to trace the number names from 41 to 50.

3.


Theme 6: I Love Fridays

Chapter 15: Heavy and Light

1.

2. Tree Stool

3. Guide the students to shade the heavy objects using pencil and colour the light objects using crayons.



Chapter 16: Long and Short

Guide the students to colour the long objects blue and short objects red.

Chapter 17: Near and Far

1. Lina is near the tree.

Lina is near the ball.

Jas is far from the rock.

Jas is far from the swing.

Maria is near the lamp.

Maria is near the desk.

The bird is near the kite.
The bird is far from the kite.

The crocodile is near the pond.
The crocodile is near the duck.

2. Sam is standing near the potted plant. Yes No
Jas is standing far from the tree. Yes No

Chapter 18: Before, Between, After

1.

2.

26	27	28	34	35	36	41	42	43
B	A	B	A	B	A	B	A	A

3. Guide the students to colour the animal which is between the other two.



4.

5. 36 comes after 35. 45 comes after 44.
38 comes between 37 and 39.
42 comes after 41. 44 comes after 43.
41 comes between 40 and 42.

Theme 7: I Love Fun Days

Chapter 19: Putting Together

1. Ducks in the first picture. 4
Ducks in the second picture. 4
Ducks in both the pictures. 8

2 put together 3 make 5

1 put together 2 make 3

2. and make 4

and make 4

and make 3

Theme 8: I Love Saturdays

Chapter 20: Taking Away

1. 5 birds 2 fly away 3 birds left

5 children 3 go away 2 children left

4 cats 2 run away 2 cats left

6 balloons 4 fly away 2 balloons left

2. 5 apples Sam took away 1 apple. 4 apples left.

4 balloons Lina took away 2 balloons. 2 balloons left.

7 pencils Ryan took away 3 pencils. 4 pencils left.

3. Guide the students to make circles and colour them.

There are 9 stickers. Ryan takes the red sticker. He pastes it on the board. Now, 8 stickers are left.

Ryan	Sam	Maria	Lina	Jas
<input checked="" type="checkbox"/>	<input checked="" type="checkbox"/>	<input checked="" type="checkbox"/>	<input checked="" type="checkbox"/>	<input checked="" type="checkbox"/>

Sam takes the pink and yellow stickers. She pastes them on the board. Now, 6 stickers are left.

Maria takes the brown and grey stickers. She pastes them on the board.

Ryan takes the green sticker. He pastes it on the board.

Now, 3 stickers are left.

Jas takes the black and blue stickers. He pastes them on the board.

Now, 1 sticker is left.

Theme 9: I Love Sundays


Chapter 21: Ordinal Numbers

1. First Second Third Fourth Fifth Sixth Seventh

2. Guide the students to colour the fourth tree from the left green and sixth tree from the left brown.
3. Guide the students to colour the second book from the left green and fifth book from the left brown.
4. Guide the students to colour the fifth umbrella from the right green and third umbrella from the left blue.

5. Guide the students to colour the sixth leaf from the left green and fourth leaf from the right yellow.
6. Guide the students to colour the first pencil from the right red and second pencil from the left black.

7.



Theme 9: I Love Sundays

Chapter 22: Data Handling

