

# Answers

## Let's Trace

Guide the students to trace the different types of lines.

## Let's Get Started

Guide the students to trace the standing, sleeping, slanting, curve lines and round.

## Theme 1: I Love Mondays

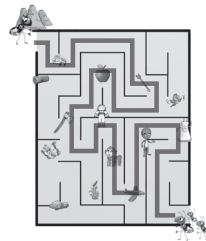
### Chapter 1: Letter A

#### Let us trace

Guide the students to trace A and a.

- A. 1. ape      2. angel  
3. apron
- B. 1. c.      2. a.  
3. b.

C. Guide the students to follow the A-letter objects through the maze to find the correct path.



## Chapter 2: Letter B

### Let us trace

Guide the students to trace B and b.


- A. 1. bat      2. bed  
3. bus      4. bag
- B. 1. ball - b.      2. bell - a.  
3. boat - d.      4. book - c.

- C. bag      box      bell  
boat      boots      bottle  
butter      bubbles      buttons  
bread

## Chapter 3: Letter C

### Let us trace

Guide the students to trace C and c.



B. Guide the students to trace the words:

1. cap - b.      2. cup - a.  
3. car - d.      4. cow - c.



D. Guide the students to join the dots to form C, then to colour the pictures. Accept all relevant responses.

## Theme 2: I Love Tuesdays

### Chapter 4: Letter D

#### Let us trace

Guide the students to trace D and d.

A.

door



daisies



donkey



dolphin



B. Guide the students to trace the words:

1. den - b.      2. dot - a.  
3. dog - d.      4. desk - c.

## Chapter 5: Letter E

### Let us trace

Guide the students to trace E and e.

- A. 1. b.      2. a.  
3. d.      4. c.
- B. Guide the students to write the words:  
1. end      2. egg  
3. elf

- C. 1. exit  
2. entry  
3. eleven  
4. envelope

For questions, accept all relevant responses.

Sample Responses:

- a. It is a post office.  
b. We go here to send and receive letters, parcels, buy stamps and so on.


- c. Yes, I have been to a post office. / No, I have never been to a post office.

## Chapter 6: Letter F

### Let us trace

Guide the students to trace F and f.

A. Guide the students to colour the correct pictures.



## Theme 3: I Love Birthdays

### Chapter 7: Letter G

#### Let us trace

Guide the students to trace G and g.

- A. 1. gift      2. goat  
3. guard      4. garlic
- Six-letter word: garlic

- B. 1. b.      2. a.  
3. d.      4. c.
- C. Words with g: game, give, gate, guava, go, goat, gorilla

## Chapter 8: Letter H

### Let us trace

Guide the students to trace H and h.

- A. 1. hill  
2. hair  
3. harp  
4. head

B.





B. Guide the students to write the words:

1. rug
2. rod
3. rat

C. Guide the students to write the letter r to complete the words.

1. ring - b.
2. roof - a.
3. river - d.
4. rabbit - c.
5. racket - g.
6. rainbow - e.
7. reindeer - f.

## Theme 7: I Love Fun Days

### Chapter 19: Letter S

Let us trace

Guide the students to trace S and s.

A. Guide the students to trace the letter s to complete the words:

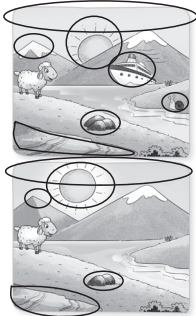
1. sea - b.
2. sun - a.
3. salt - d.
4. sand - c.
5. seed - f.
6. salad - e.
7. seven - h.
8. soldier - g.

B. Names of animals:

1. seal
2. swan
3. snail
4. snake
5. spider
6. squirrel
7. sparrow

For the second part of the rubric, accept all relevant responses.

c.

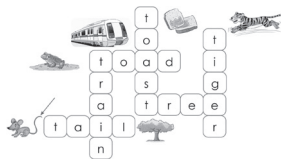


### Chapter 20: Letter T

Let us trace

Guide the students to trace T and t.

A.



B. Guide the students to write the words:

1. toy
2. tap
3. two
4. tea
5. ten
6. tie
7. tub
8. i.
9. h.

### Chapter 21: Letter U

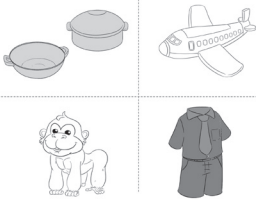
Let us trace

Guide the students to trace U and u.

A.



B.



## Theme 8: I Love Saturdays

### Chapter 22: Letter V


Guide the students to trace V and v.

A. Guide the students to write the letter v to complete the words.

1. valley
2. vessel
3. vulture
4. volcano

For the second part of the rubric, accept all relevant responses.

B.



### Chapter 23: Letter W

Let us trace

Guide the students to trace W and w.

A. Guide the students to trace the letter w to complete the words:

1. wolf
2. worm
3. walrus
4. woodpecker

1. b.
2. a.
3. d.
4. c.

C.



D. Guide the students to trace the words:

1. web
2. wait
3. went
4. well
5. wear

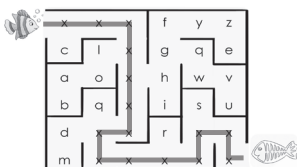
### Chapter 24: Letter X

Let us trace

Guide the students to trace X and x.

A. Guide the students to identify every hidden letter x and colour them according to instructions. Then, guide the students to colour the rest of the picture. Accept all relevant responses.

B. Guide the students to follow the letter x through the maze to find the correct path.



## Theme 9: I Love Sundays

### Chapter 25: Letter Y

Let us trace

Guide the students to trace Y and y.

A. From top right:

- yacht
- yarn
- yo-yo
- yellow
- yam
- yak

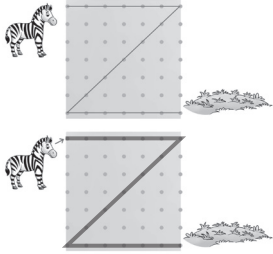


### Chapter 26: Letter Z

Let us trace

Guide the students to trace Z and z.

A. Guide the students to join the dots to form a Z.



B. Guide the students to trace the words:

- 1. zip
- 2. zap
- 3. zoo
- 4. zero

### Let's Repeat (Page 109)

Guide the students to first join the dots in alphabetical order to complete the picture, then to colour it. Accept all relevant responses.

### Number Fun (Page 110)

Guide the students to trace the first letter of each number name, then to colour the numbers. Accept all relevant responses.