


Let's Have Fun

PAGE 7

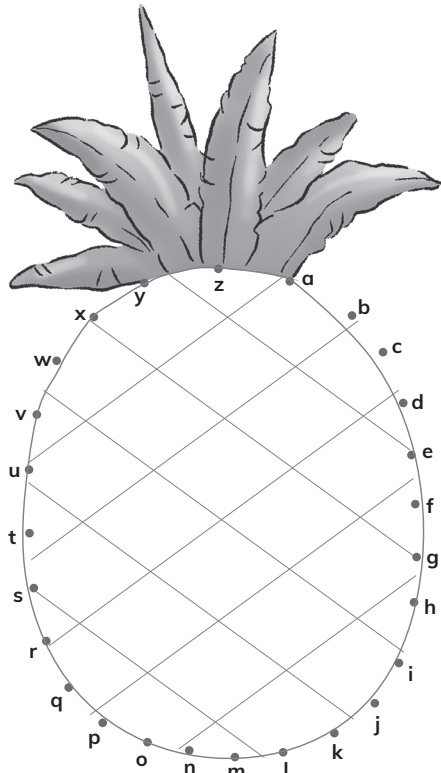
A.



B. The child will colour the first face pink and the second face blue.

PAGE 8

C.



It is a pineapple. The child will colour it accordingly.

D.



E. The child will colour the balls pink, the hair orange, the eyes black, the nose yellow and the mouth red.

Let's Talk

1. 13
2. Sara is feeding the birds. Maya is looking at the ladybird/ladybug.
3. ON THE SLIDE – ALI
ON THE SEE-SAW – AMAN and JAYA
ON THE SWING – PIHU
4. Jeet and Mary are playing hopscotch. (This game is known by many names in different parts of the country – Accept all relevant responses.)

1. My Body

MAIN COURSEBOOK

WARM UP

- B. 1. hands, leg, head, knee, neck (Accept any two of these.)
2. head
 3. below the neck

4 NOW I KNOW

farm, bear, handle, tulips

READ AND ANSWER

- A. 1. Yes 2. No 3. Yes 4. Yes 5. No
- B. 1. We use our hands to hold a pencil.
2. Our sense organs help us to learn about things around us.
3. Eyes, ears, nose, tongue and skin are our 'five friends'.
- C. 1. eyes, ears 2. hands, legs

DO AND LEARN

- E. 1. 3 2. 6 3. 6 4. 6 5. 3 6. 6
- F. 1. b 2. a 3. a 4. b

----- 2. The Food We Eat -----

MAIN COURSEBOOK

WARM UP

From left to right: watermelon, cauliflower, brinjals, onions, potatoes, apple, mango

1. N 2. Y 3. Y 4. N

NOW I KNOW

1. The child will cross out the picture of rice.
2. The child will cross out the picture of bananas.

READ AND ANSWER

- A. 1. b 2. a 3. a 4. a 5. b
- B. 1. Food 2. eggs 3. water. 4. slowly.
- C. 1. We get fruits, vegetables, pulses, cereals, tea, coffee and sugar from plants.
(Accept any three of these.)
2. Breakfast, lunch and dinner are the three meals of the day.
3. Water helps to digest the food we eat. So we must drink plenty of water.
4. Some good eating habits are as follows.
- Wash your hands before and after eating.
 - Eat clean and fresh food.
 - Eat your meals at the same time every day.
 - Eat slowly. Chew your food well.
 - Take only as much food as you can finish.
 - Rinse your mouth after every meal. (Accept any two of these.)

D. 1. breakfast.

2. We must wash our hands before and after eating to prevent germs and dirt from entering our body. (Accept this or any other relevant response.)

DO AND LEARN

E. 1. c

2. d

3. a

4. b

F. 1. mango

2. carrot

3. pear

3. The Clothes We Wear

MAIN COURSEBOOK

WARM UP

Accept relevant response.

NOW I KNOW

The child will colour the box containing the word

1. hands.

2. neck.

3. feet.

4. head.

READ AND ANSWER

A. 1. No

2. Yes

3. No

B. 1. b

2. a

3. b

4. a

C. 1. Clothes protect us from the hot sun, the cold wind, the rain, dirt and dust.
(Accept any two of these.)

2. We get cotton from the cotton plant.

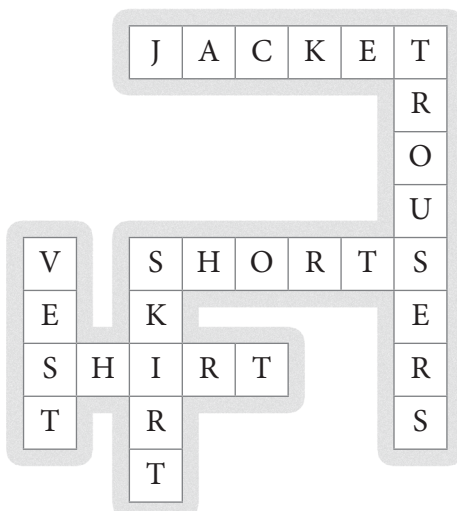
3. We get wool from sheep.

D. 1. BUTTONS

2. HANDKERCHIEF

DO AND LEARN

E.



G. 1. FROCK

2. SOCKS

H. Accept relevant response.

My Page (UNIT 1)

A. 1. eyes

2. ears

3. tongue

4. hands.

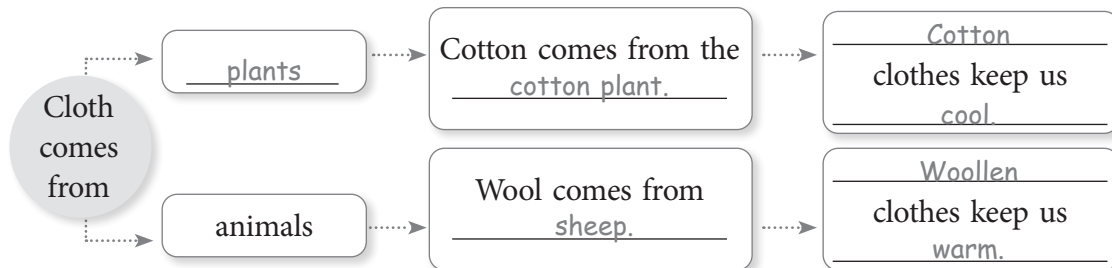
C.



D. 1. vegetable

2. fingers, toes

E.



4. My Family

MAIN COURSEBOOK

WARM UP

The six things missing in Picture B are – the ball, the clock, a photo frame, the potted plant, the cat and the book.

READ AND ANSWER

A. 1. mother and father 2. small

3. should

4. have

B. 1. F

2. T

3. T

4. F

6. Let's Celebrate

MAIN COURSEBOOK

WARM UP

1. birthday party. 2. cake. 3. 6+2 4. Papa

READ AND ANSWER

- A. 1. b 2. a 3. a
- B. 1. We celebrate Republic Day, Independence Day and Gandhi Jayanti.
 2. On Diwali, people pray to Goddess Lakshmi. They decorate their homes with rangolis, candles, diyas and fairy lights. People wear new clothes and eat sweets. They give gifts to one another.
 3. On Christmas, people go to churches to pray. They put up a Christmas tree in their home. Special cakes are baked. People give gifts to their relatives and friends.
- C. The school remains closed on 2 October every year because we celebrate Gandhi Jayanti on that day. It is the national festival of our country.

PAGE 43

Rashtriya Ekta Diwas is celebrated to mark the birth anniversary of Sardar Vallabhbhai Patel.


DO AND LEARN

- D. 1. rectangle 2. three 3. blue. 4. top

My Page (UNIT 2)

- A. 1. roof 2. door 3. wall 4. window

B.



1. grandmother.
 2. grandfather.
 3. uncle.
 4. aunt.

C. The child will colour the first, second and the fourth cloud.

D. 1. bed, room 2. day, bird 3. was, has 4. sit, hat

E. 1. No 2. Yes 3. No 4. Yes 5. No

7. My School

MAIN COURSEBOOK

WARM UP



NOW I KNOW

1. b 2. a

READ AND ANSWER

A. 1. b 2. a 3. b 4. a

B. 1. Yes 2. No 3. No 4. Yes

C. 1. In school we learn

- to read and write.
- to play games.
- to do sums.
- to draw and paint.
- good habits and good manners. (Accept any two of these or any other relevant response.)

2. The teacher uses chalk to write on the blackboard.

3. The teacher puts up charts on the soft board.

4. Accept relevant response.

D. 1. 20

2. I will play games in the games period. (Accept this or any other relevant response.)

DO AND LEARN

- E. 1. BOOK 2. CRAYONS 3. RULER
G. 1. Thank you 2. sorry. 3. please

8. People Around Me

MAIN COURSEBOOK

WARM UP

1. NO 2. YES

READ AND ANSWER

- A. 1. a 2. b 3. a 4. b
B. 1. teacher 2. doctor 3. postal worker 4. shopkeeper
C. 1. A teacher works in a school.
2. Police officers work in a police station.
3. A farmer grows crops for us.
4. A garbage collector collects garbage from people's houses and also sweeps the roads.
D. 1. a 2. b

DO AND LEARN

- F. 1. b 2. d 3. a 4. c
H. The child will tick the second bullet.
I. a

PAGE 57

A motor mechanic repairs cars and scooters.

9. Let's Travel

MAIN COURSEBOOK

WARM UP

1. bicycle. 2. red and blue. 3. seat. 4. bell. 5. seat.

NOW I KNOW

1. CAR 2. AUTORICKSHAW 3. BUS 4. MOTORCYCLE


D. AFTER SUNRISE

DO AND LEARN

- E. 1. August. 2. two 3. cloudy 4. eleven



----- My Page (UNIT 4) -----

A.



1. pea 2. 4

B.

	ANIMAL		CAN FLY		NUMBER OF LEGS		LIVES HERE		
	BIG	SMALL	YES	NO	2	4	LAND	TREE	WATER
	✓			✓		✓	✓		
	✓			✓		✓	✓		✓
		✓	✓		✓		✓	✓	

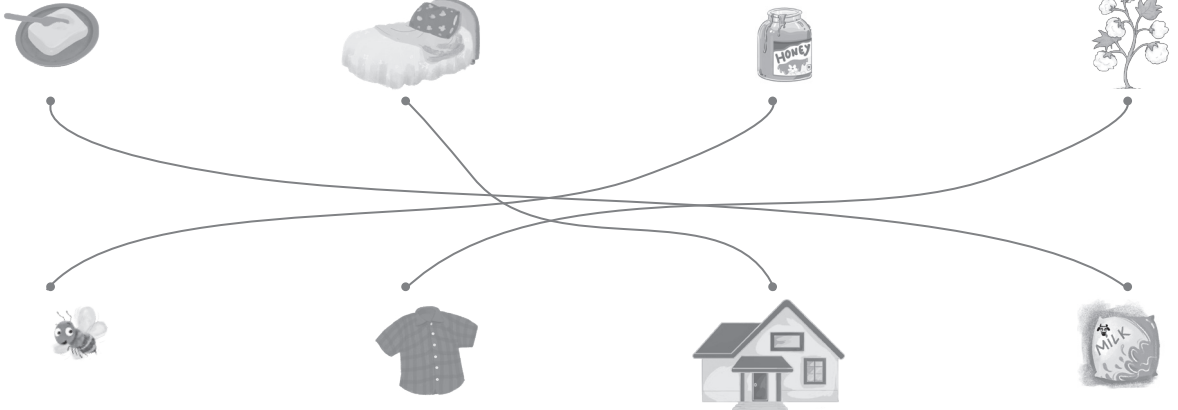
- C. 1. bigger. 2. air

SPECIAL SECTION

Assessment 1

A. 1. a 2. b 3. a 4. a 5. b

B.



C. 1. sense organs 2. energy 3. doctors 4. top 5. Diwali.

D. 1. NO 2. YES 3. YES 4. NO

- E. 1. Our eyes and nose tell us that the rose is a red, sweet-smelling flower.
2. I am going to celebrate Gandhi Jayanti tomorrow.
3. I am in the bedroom. Papa is in the kitchen.

Assessment 2

A. 1. tailor 3. creepers. 5. rain.
2. Always 4. farm 6. east.

B. 1. a. tree. b. straight. c. fruits. d. seeds.
2. a. doctor. b. hospital. c. medicines. d. uniform.

C. 1. d 2. a 3. e 4. b 5. c

- D. 1. We throw pencil shavings in the dustbin to keep the classroom clean.
2. On hot days, we switch on the fan, the cooler or the air conditioner.
3. We should plant trees because they make the air clean.
4. We know there is air all around us because we can feel it when it moves.
5. The Sun is a huge ball of fire but we do not get burnt by it because it is very far away from us.

Life Skills and Values

- A. try to help them.
- B. You look at the menu card and decide what to eat. 2
You choose a place to eat. 1
You pay the bill and leave. 5
You place your order. 3
You enjoy the food. 4
- D. 2.

Health and Physical Education

- A. 1. bitter – green 3. sweet – pink 5. hot – red
- 2. sour – brown 4. salty – blue