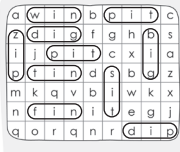




### Chapter 9: Sound of Letter I

- A. 1. c                      2. a  
3. b
- B. Accept all relevant responses.  
The word 'pit' is given twice.



### Theme 4: Summer Splash

#### Chapter 10: Sound of Letter O

- A. 1. b                      2. a  
3. d                      4. c
- B. octopus, olive, office, odd,  
October, orange



### Chapter 11: Sound of Letter U

- A. 1. umbrella    2. uncle  
3. under        4. umpire
- B. under; umbrella, uncle, us
- C. 1. sun    2. hug    3. rug
- D. 1. bus        2. cub  
3. cup        4. nut

#### Let's Read

Guide the students to read and understand the different sounds in the poem.

### Let's Talk



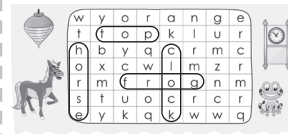
- B. It is morning. Everyone is eating breakfast.

### Theme 5: Happy Holidays

#### Chapter 12: Let's Repeat

- A. 1. e                      2. i  
3. u                      4. o
- B. 1. a                      2. c  
3. b


C.




- D. 1. mop                      2. lock  
3. pot                      4. socks

### Chapter 13: Sound of Letter X

- A. Guide the students to circle every X, x in the box.




- C. 1. six                      2. mix  
3. fox                      4. wax



### Chapter 14: Sound of Letter Y

- A. Guide the students to circle every Y, y in the box.



- B. 1. yak    b  
2. yarn    a  
3. yoga    d  
4. yawn    c

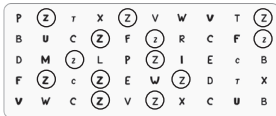
- C. 1. b                      2. a  
3. d                      4. c

- D. spy, Y, try, my

### Theme 6: Monsoon Magic

#### Chapter 15: Sound of Letter Z, ZZ

- A. Guide the students to circle every Z, z in the box.



- B. 1. b                      2. a  
3. d                      4. c

- C. fizz, buzz, jazz, fuzzi

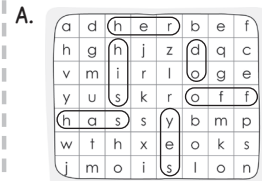
### Chapter 16: Sound of Qu

- A. Guide the students to trace the words.

- B. quiz, quill, quick, quilt

- C. 1. queen                      2. queue  
3. quiet                      4. quacks

### Chapter 17: High Frequency Words



- B. 1. Do                      2. go  
3. his

### Let's Repeat

- A. 1. zip                      2. zero  
3. zebra                      4. zigzag
- B. 1. buzz                      2. fizz  
3. fuzz
- C. 1. queen                      2. quill  
3. quack                      4. quick
- D. 1. her                      2. has  
3. off                      4. go

### Theme 7: Festival Fun

#### Chapter 19: Small p and Small q

- A. Guide the students to read the poem and focus on the sounds of p and q.
- B. Guide the students to trace the letters.


- C. 1. p                      2. q  
3. p                      4. q

- D. 1. party                      2. quiet  
3. quack                      4. pair  
5. pot                      6. quill

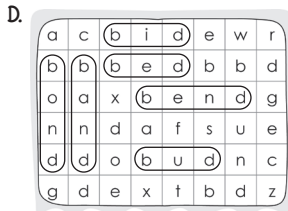
- E. 1. quilt                      2. parrot  
3. pencil                      4. question

### Chapter 20: Small b and Small d

- A. 1. bird                      2. bed  
3. bud                      4. bend



- C. 1. d            2. d  
3. d            4. d




### Let's Talk

1. hospital
  2. doctor
  3. Accept all relevant responses.
  4. Accept all relevant responses.
- Sample responses  
toy, doctor, girl, picture,  
bed, quilt, lamp, pillow, desk,  
chair

### Chapter 21: Sound of sh

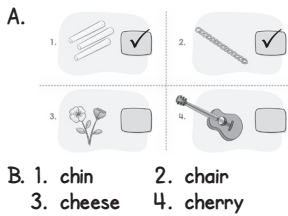
- A. show, shop, ship, sharp, shape, shut
- B. 1. shirt            2. shoe  
3. sheep            4. shell



- D. ash, mush, lash, slush, flesh,  
trash, mush, hush, wish, flash

### Theme 8: Sparkling November

#### Chapter 22: Sound of ch



#### Chapter 23: Sound of th

- A. this, that, these, those, their,  
the, them, there
- B. 1. thank          2. thunder  
3. thick            4. three
- C. 1. b                2. a  
3. d                4. c
- D. Guide the students to make  
new words.  
both teeth month bath  
cloth moth with path

#### Chapter 24: sound of ng

- A. long, fang, song, ring
- B. 1. sing            2. wing  
3. king            4. ring
- C.
- |   |   |   |   |   |   |   |
|---|---|---|---|---|---|---|
| g | b | d | f | r | i | k |
| a | h | a | n | a | c |   |
| n | g | v | z | t | y | b |
| g | w | o | m | x | p | a |
| i | a | n | o | t | n |   |
| r | i | n | p | a | m | g |
| i | k | h | u | n | d | n |
| n | s | f | i | n | g |   |
| g | e | l | o | n | d | b |

### Theme 9: Ho, Ho, Ho!

#### Chapter 25: Let's Repeat

- A. 1. bee            2. roll  
3. tram            4. game  
5. cup             6. tap  
7. rope            8. tip
- B. 1. show           2. beach  
3. sing

- C. 1. shank          2. path  
3. bang            4. chair
- D. Guide the students to colour  
according to the instructions.

### Let's Talk

- A. Accept all relevant responses.  
Sample Responses: whale,  
tortoise, fish, sea horse,  
octopus, crab, bird

- B. Accept all relevant responses.  
Sample responses: in the  
water; birds live on land


- C. Accept all relevant responses.  
Sample responses: ship, bird,  
sky, clouds, trees, coconuts,  
rock, sand

### Let's Read

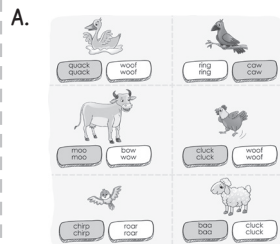
Guide the students to read the  
poem and focus on the different  
sounds.

#### Chapter 26: High Frequency Words

- A. Guide the students to write  
the word 'We'.



#### Chapter 27: Animal Sounds



- B. Guide the students to trace  
the words.