


Answers

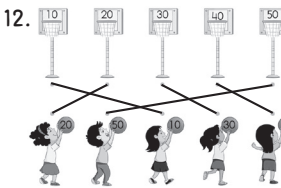
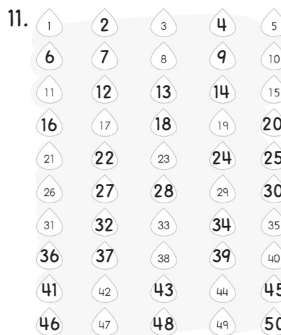
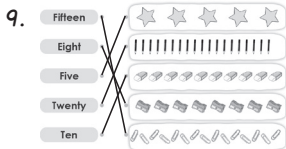
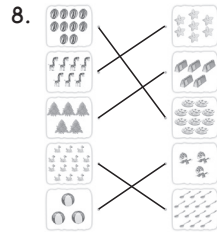

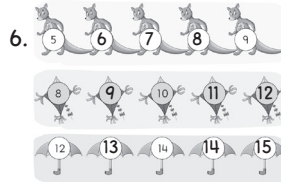
Theme 1: Winter Wow Chapter 1: Numbers 1 to 50

1. Guide the students to trace the number 0.



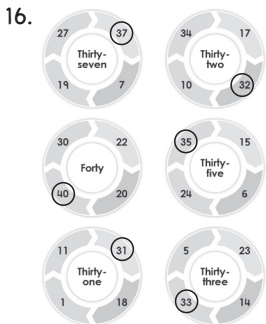
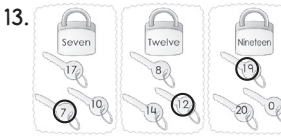

4. Guide the students to write the numbers and trace the number names.

5. Guide the students to write the numbers and trace the number names.




14. Guide the students to write the numbers and trace the number names.

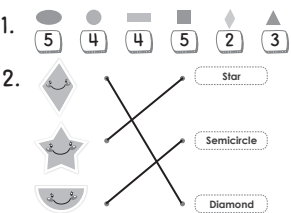
15. Guide the students to write the numbers and trace the number names.



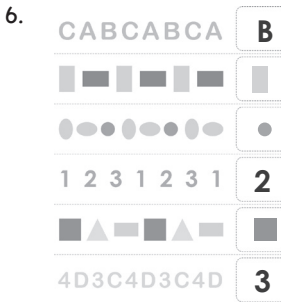

17. Guide the students to write the numbers and trace the number names.



Theme 2: Fab Feb Chapter 2: Shapes and Patterns

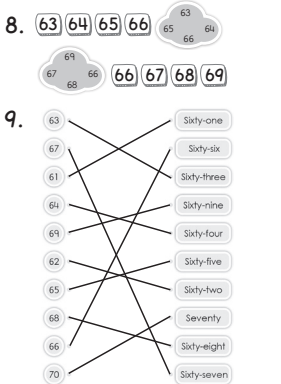
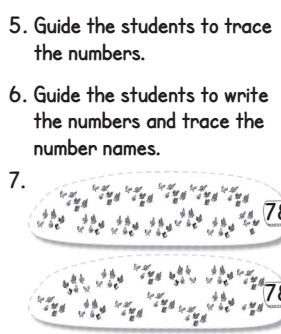
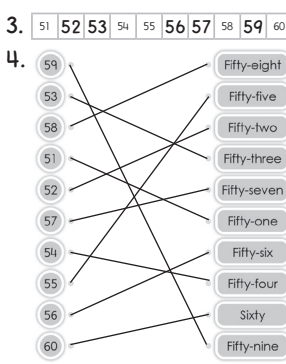


3. Guide the students to colour the shapes. Use the colour code.
4. Guide the students to colour the box blue for whole objects. Colour the box red for objects.




Theme 3: Spring in Our Steps Chapter 3: Numbers 51 to 100

1. Guide the students to trace the numbers.
2. Guide the students to write the numbers and trace the number names.



Number of Bananas	Number Name
	Sixty-eight
	sixty-two
	sixty-six
	seventy
	sixty-nine
	sixty-three

11. Guide the students to trace the numbers.
12. Guide the students to write the numbers and trace the number names.



14.

76	77	78	72	73	74
74	75	76	77	78	79
71	72	73	78	79	80

15.

72	Seventy-five
78	Eighty
71	Seventy-seven
80	Seventy-two
75	Seventy-one
77	Seventy-nine
74	Seventy-six
76	Seventy-four
78	Seventy-eight
78	Seventy-three

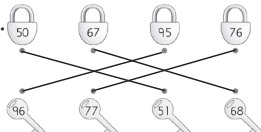
16. Guide the students to trace the numbers.
17. Guide the students to write the numbers and trace the number names.

18.


90	Eighty-seven
89	Ninety
82	Eighty-five
81	Eighty-two
85	Eighty-one
87	Eighty-nine
88	Eighty-six
86	Eighty-four
84	Eighty-eight
88	Eighty-three

19. Guide the students to trace the numbers.
20. Guide the students to write the numbers and trace the number names.
21. Guide the students to trace the numbers.

45	2	90	56	9	86	
82	14	81	57	42	18	41
17	16	89	10	10		
59	62	88	32	77		
91	94	95				
97	98	100				

22. 


24. 


26. 

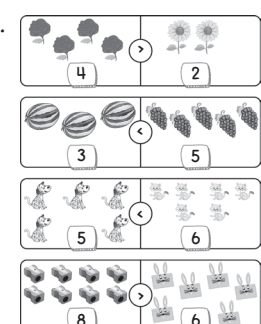
28.

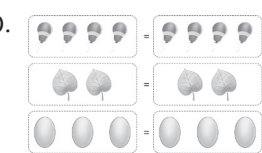
92	Hundred
100	Ninety-nine
99	Ninety-two
97	Ninety-one
95	Ninety-three
91	Ninety-seven
93	Ninety-five
98	Ninety-six
94	Ninety-eight
96	Ninety-four

23. 


25. 


27. 


29. 


30. 


Theme 4: Summer Splash
Chapter 4: Pre-number Concepts

1. 


2. 

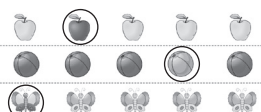
3. Guide the students to draw and colour more dots.
4. 


5. 

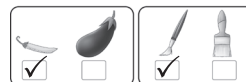
6. 


Guide the students to join the dots from left to right.

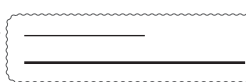
6. Guide the students to put thumb impressions in the boxes.
7. 

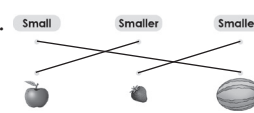
8. 


9. Guide the students to colour the box red for up and green for down.
10. 
Guide the students to colour the picture using crayons.
11. Guide the students to colour the thick one blue. Colour the thin one yellow.


12. 

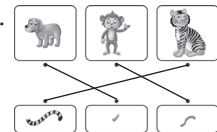
13. 

14. 

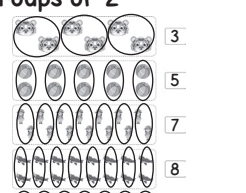
15. Guide the students to colour the picture with monkey sitting on the low side of the tree.
16. Guide the students to colour by code.
17. 


18. 

19. 

20. Guide the students to colour by code.
21. 
22. Long _____
Longer _____
Longest _____
23. Guide the students to colour the long caterpillar yellow, longer caterpillar orange and longest caterpillar green.

Theme 5: Happy Holidays
Chapter 5: Making Groups of 2

1. 

2. 

3. 