

Answers

Theme 1: I Love Mondays

Chapter 1: Sound of Letter S


A. Guide the students to circle every S, s in the box.



B. Guide the students to write the letter s to complete the words

1. sun 2. sand

C.



- D. 1. c 2. a
3. d 4. b

E.



Chapter 2: Sound of Letter A

A. Guide the students to circle every a in the box.



B.



C. Guide the students to write the letter a to complete the words.

1. mat 2. bag
3. tap 4. fan
5. cat

Chapter 3: Sound of Letter T

A. Guide the students to trace the letter t to complete the words.

1. tree 2. tap
3. top 4. toy

B.



C. Guide the students to write the letter t to complete the words.

1. doctor 2. guitar
3. water 4. lotus

D. Guide the students to read the given words phonetically and concentrate on /t/ as the ending sound.

- E. 1. d 2. a
3. b 4. c

F. Guide the students to circle every T, t in the box.



Theme 2: I Love Tuesdays

Chapter 4: Sound of Letter P

A. pit, pan, pen, pot, pin, paw

B. Guide the students to circle every P, p in the box.



C. Guide the students to write the letter p to complete the words.

1. tap 2. cup
3. cap 4. map

Let's Talk

Guide the students to look at the pictures, frame their thoughts and say short sentences.

Accept all relevant responses.

Chapter 5: Let's Repeat

- A. 1. s 2. a
3. t 4. p

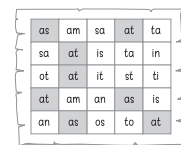
B. Guide the students to write the letters to complete the words.

1. cap 2. bat
3. bus

C.



D.




E. Guide the students to write the words in the space provided.

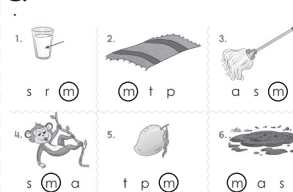
1. sat 2. pat
3. tap 4. mat
5. map

Chapter 6: Sound of Letter M


A. Guide the students to circle every M, m in the box.



B.



C.



D.



E. Guide the students to trace the letter m to complete the words.

1. gem 2. arm
3. stem 4. drum

Theme 3: I Love Birthdays

Chapter 7: Sound of Letter I

A. Guide the students to trace the letter i to complete the words.

1. ink 2. insect

B. Guide the students to trace the letter i to complete the words.

1. island 2. ice
3. iron


C. Guide the students to fill in the blanks with the letter i.

1. nib - c 2. pin - a
3. pit - b 4. zip - e
5. hill - d

D. Accept all relevant responses.


in	it
tin	lit
fin	wit
win	pit
kin	sit
sin	kit
pin	fit
bin	bit

E. Guide the students to circle every I, i in the box.



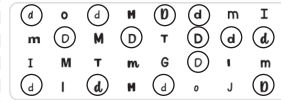
Chapter 8: Sound of Letter D

- A. Guide the students to trace the letters to complete the words.
- B. Guide the students to write the letter d to complete the words
- duck
 - deer
 - donkey
 - dolphin



- D. Guide the students to trace the letter d to complete the word.
- c
 - d
 - a
 - b

- E. Guide the students to circle every D, d in the box.




- F. We hear the sound of d at the end.




Chapter 9: Sound of Letter N

- A. Guide students to trace the letter n to complete the words.
- b
 - a
 - c



- E. Guide the students to circle every N, n in the box.



Let's Talk

Guide the students to look at the pictures, frame their thoughts and say short sentences. Accept all relevant responses.

Let's Practise

Guide the students to first trace the words, then write them in the space provided.


Theme 4: I Love Wednesdays

Chapter 10: Let's Repeat

- A. 1. noon 2. door 3. mango 4. ink

- B. 1. bed 2. dam 3. jam 4. man 5. nest 6. pan 7. post 8. sad 9. sip 10. sand 11. tin



- C. Guide the students to write the words in the space provided.
- sit
 - pin
 - nap
 - hat
- D. 1. net 2. map 3. duck 4. tap



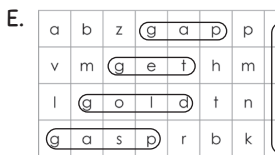
- F. Guide the students to read the words.

Chapter 11: Sound of Letter G

- A. Guide the students to circle every G, g in the box.



- D. Guide the students to write the letter g to complete the words.
- goat
 - goose
 - gorilla
 - goldfish



- F. Guide the students to write the letter g to complete the words.
- sugar
 - eagle
 - tiger
 - finger

- G. 1. leg 2. mug 3. ring 4. king 5. swing

Chapter 12: Sound of Letter O


- A. 1. b 2. c 3. d 4. a



- C. Guide the students to circle every O, o in the box.




- D. Guide the students to write the letter o to complete the words.
- got
 - pot
 - lot
 - hot
 - not
 - cot



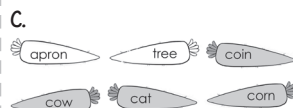
Theme 5: I Love Thursdays

Chapter 13: Sound of Letter C

- A. For the second part of the rubric, accept all relevant responses.



- B. 1. b 2. a 3. d 4. c



- D. Guide the students to write the letter c to complete the words.
- comb
 - camel
 - cousin

Chapter 14: Sound of Letter k and ck

- A. Guide the students to circle every K, k in the box.



B. Guide the students to write the beginning sound k.

C. Guide the students to write the letter k to complete the words.

- baker
- joker
- donkey

D. Guide the students to write ck to complete the words.

- duck
- sack
- lock
- rock

E. Guide the students to write the words in the space provided.

- sick
- clock
- pick
- tick


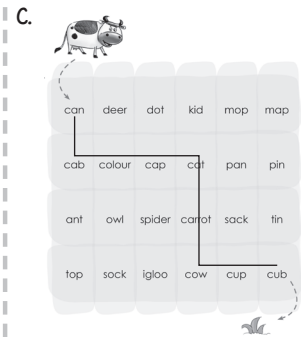


Chapter 15: Let's Repeat

A. Guide the students to read the poem and notice the ck words. Hickory, dickory, dock, clock, clock, struck. Hickory, dickory, dock

B. Guide the students to write the letters to complete the words.

- cot
- globe
- doctor
- kitten



Let's Read

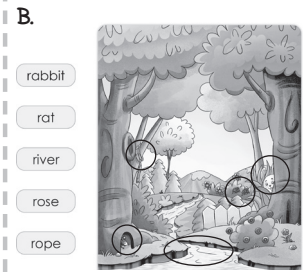
Read the poem loudly in class. Guide the students to focus on the different sounds.

Theme 6: I Love Fridays


Chapter 16: Sound of Letter R

A. Guide the students to write the letter r to complete the words.

- rain
- rocket
- rope
- roof



C. Guide the students to circle every R, r in the box.



D. Guide the students to write the letter r to complete the words.

- farm
- park
- cart
- card
- three
- horse
- circle
- marbles

Chapter 17: Sound of Letter E

A. Guide the students to write the letter e to complete the words.

- egg
- elf
- elbow

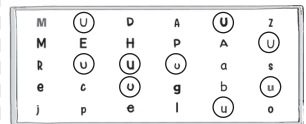


C. Guide the students to circle every E, e in the box.



Chapter 18: Sound of Letter U

A. Guide the students to circle every U, u in the box.




- C. 1. u 2. u
3. u

D. Guide the students to write the new words in the space provided.


- bug
- pup
- nut
- sum
- rub
- cup

- E. 1. sun 2. cub
3. bun 4. cup
5. mud 6. rug




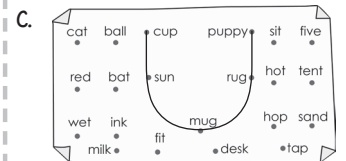
Theme 7: I Love Fun Days

Chapter 19: Let's Repeat



B. Guide the students to write the letter e to complete the words.

- hen
- net
- pen
- bed



Chapter 20: Vowels and Consonants

A. Guide the students to write the vowels to complete the words.

- hat
- pen
- lid
- dog
- jug

B. Guide the students to colour the picture. Accept all relevant responses. Bear

C. Guide the students to colour the boxes according to the instructions.

consonant sound: 1. and 3.
vowel sound: 2. and 4.

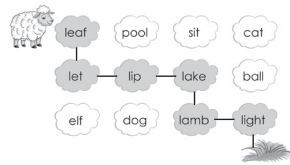
- D. 1. rat 2. red
3. pin 4. log

Let's Practise

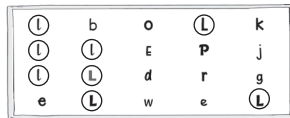
Guide the students to first trace the words, then write them in the space provided.

Chapter 21: Sound of Letter L

A.

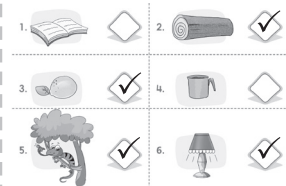


B. Guide students to circle every L, l in the box.



C. Guide the students to trace the letter l to complete the words.

D.




E. 1. b
3. d

2. a
4. c

Theme 8: I Love Saturdays

Chapter 22: Sound of Letter H

A. Guide the students to circle every H, h in the box.



B.




C.



D. Guide the students to write the letter h to complete the words.

- hen - c
- hut - d
- hair - a
- horse - b

E.




Chapter 23: Sound of Letter F


A.




B.



C.




D. Guide the students to circle every F, f in the box.



Chapter 24: Let's Repeat

A.



B. Guide the students to trace the letters to complete the words

C. Guide the students to write the letters to complete the words.

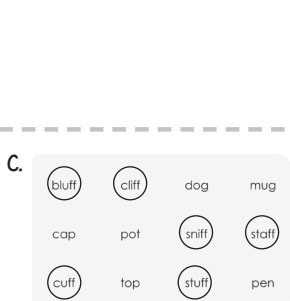
- lady
- fan
- house
- lion

D. Guide the students to look at the pictures, frame their thoughts and say short sentences. Accept all relevant responses.

Theme 9: I Love Sundays

Chapter 25: Sound of Letter B


A. Guide the students to trace and colour the letter B, b.



D. Guide the students to colour the petals with their favourite crayon.

- ill: sill, will, pill, mill, fill, bill, hill, gill, fill
all: mall, tall, call, ball, fall, gall, wall, hall

B.



C. Guide students to trace the letter b to complete the words.

- d
- c
- b
- a

D.



E. Guide the students to write the letter b to complete the words.

- bus
- boy
- balloon
- bucket

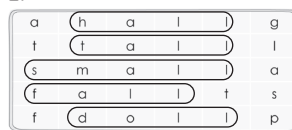
Chapter 26: Sound of ff, ll, ss

A. Guide the students to trace ff to complete the words.

B. Guide the students to write the words.

- off
- cuff
- puff
- fluff

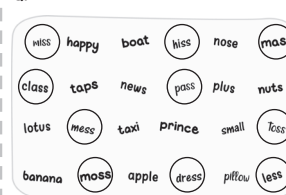
E.



F. Guide the students to write the letters ss to complete the words.

- grass
- class
- grass
- chess

G.



Let's Read

Read the poem loudly in class. Guide the students to focus on the different sounds.