

Answers

Theme 9: How Do We Survive? Lesson-15: Data Handling

Main Coursebook

Kinaesthetic

Accept all relevant responses.

Auditory

1. 8 2. 5 3. 6 4. 19

Pictorial

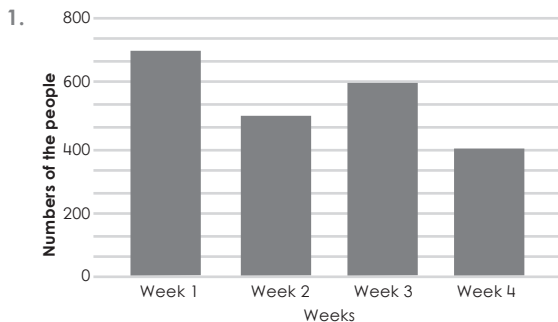
1. guava 2. apple 3. 60 4. 130

Interacting better

Accept all the relevant responses.

Understanding better (page 161)

1. no 2. yes 3. no



3. a. Cabbage b. Potato
c. Potato and Cauliflower
d. 50

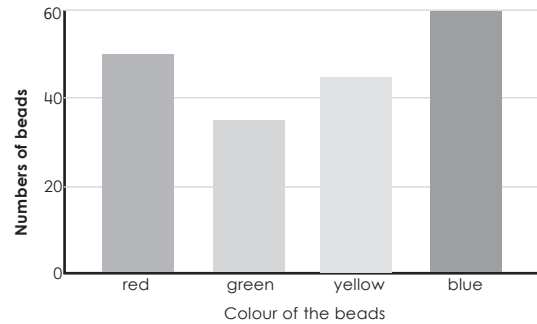
Solving better

- a. 15 b. 10 c. 22
d. Hockey and swimming

Learning better

- A. 1. d 2. b 3. c 4. d 5. c
B. 1. 70
2. Science and Social Science
3. Computer Science
4. English
5. 2

C.



- D. 1. Playing Mathseeds games on the mobile
2. Playing Mathseeds games on the mobile and reading books on Reading Eggpress
3. Dancing, watching TV and playing music
4. Dancing

Thinking better

Accept all the relevant responses.

Choosing better

- Ask an adult if the food is safe and keep in the fridge. Throw it away if it might be spoiled.



Students' Worksheets

Worksheet 1






A.

	TV shows	Number of viewers	Tally marks
1.	Sports	10	
2.	Geographic	11	
3.	Cartoon	18	
4.	Movie	8	
5.	News	5	

B.

	Weekdays	Number of books collected	Pictograph
1.	Monday	16	
2.	Tuesday	8	
3.	Wednesday	12	
4.	Thursday	20	
5.	Friday	24	

C.





	Games		Number of students
1.	Monday		28
2.	Tuesday		40
3.	Wednesday		20
4.	Thursday		16
5.	Friday		36

Worksheet 2

A.

	Days	Tally marks	Number of emails received
1.	Monday	## ## ## ##	22
2.	Tuesday	## ## ## ## ## ##	34
3.	Wednesday	## ##	13
4.	Thursday	## ## ## ## ## ## ## ## ## I	46
5.	Friday	## ## ## ##	24

B.

			Number of items
1.	Box A		18
2.	Box B		9
3.	Box C		15
4.	Box D		30
5.	Box E		15

C.






	Vehicles	Number of students	Tally marks
1.	Bike	54	## ## ## ## ## ## ## ## ## ##
2.	Car	32	## ## ## ## ## ##
3.	Bicycle	65	## ## ## ## ## ## ## ## ## ## ## ## ##
4.	Bus	120	## ##
5.	Foot	50	## ## ## ## ## ## ## ## ## ##

Worksheet 3

A.

	Months	Number of bikes sold	Tally marks
1.	Week 1	60	## ## ## ## ## ## ## ## ## ##
2.	Week 2	45	## ## ## ## ## ## ## ##
3.	Week 3	75	## ## ## ## ## ## ## ## ## ## ## ## ##
4.	Week 4	80	## ## ## ## ## ## ## ## ## ## ## ## ## ##
5.	Week 5	70	## ## ## ## ## ## ## ## ## ## ## ##

B.

	Days		Number of students
1.	Monday		60
2.	Tuesday		90
3.	Wednesday		60
4.	Thursday		40
5.	Friday		80

- C. 1. false 2. false 3. true
4. true 5. false

Worksheet 4

A.

	Months	Number of bananas eaten	Tally marks
1.	January	31	## ## ## ## ## ## I
2.	February	28	## ## ## ## ##
3.	March	31	## ## ## ## ## ## I
4.	April	30	## ## ## ## ## ##
5.	May	31	## ## ## ## ## ## I

B.

	Name	Number of glasses	Tally marks
1.	Rahul	5	
2.	Sourav	7	
3.	Bela	10	
4.	Assema	12	
5.	Radha	8	

- C. 1. singing 2. Painting 3. less
4. more 5. less

Book of Holistic Teaching

Developing better

A. English

1. stop → post 2. listen → silent

3. race → care 4. loop → pool
5. act → cat 6. net → ten

B. Science

Renewable Resources:

1. Air 2. Water 3. Sunlight

Non-Renewable Resources:

1. Petrol 2. Diesel
3. Natural Gas 4. Coal

C. Social studies

Three characteristics of a bridge are:

1. Structure: Spans obstacles like rivers or roads.
2. Material: Made from steel, concrete, or wood.
3. Support: Uses piers or arches for stability.

Book of Project Ideas

Making better

Accept all relevant responses.