

Answers

Theme 4: How Do We Evolve? Lesson-6: Symmetry and Patterns

Main Coursebook

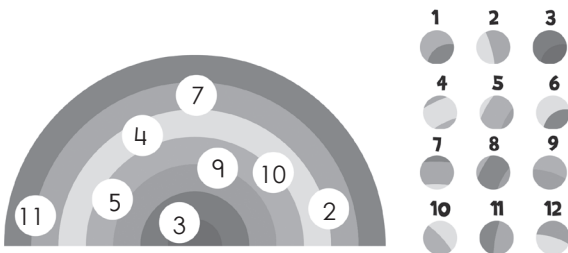
Kinaesthetic

Accept all relevant responses.

Auditory

1. Zebra stripes help the zebra hide from other animals by camouflaging it in its surroundings.
2. Sunflowers have patterns that attract bees and other insects and help the plants grow through pollination.

Pictorial



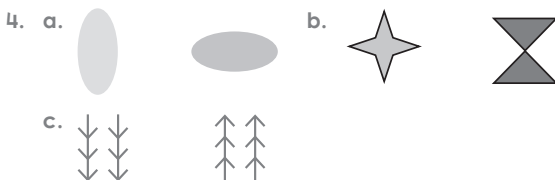
Interacting better

Accept all relevant response

1. a. Draw one vertical as well as horizontal lines of symmetry; 2
b. Draw one vertical line of symmetry; 1
c. Draw inclined lines of symmetry; 1
d. Draw one vertical as well as horizontal lines of symmetry; 2
e. Draw one vertical as well as horizontal lines of symmetry; 2
f. Draw one vertical as well as horizontal lines of symmetry; 2
2. Follow instruction that is mentioned in rubric
3. a, b, d, f

Understanding better (page 62)

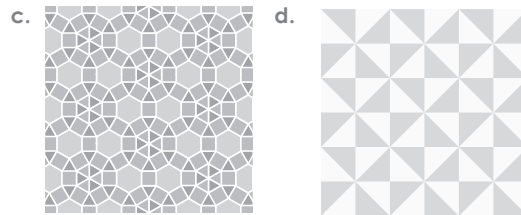

1. Circle
2. Square



Understanding better (page 63)

1. 0
2. No
5. a. 26, 30, 34
b. 62, 67, 72
c. 11F, 13G, 15H

6. a. GOODMORNING
b. LETS PLAY
c. WHAT ARE YOU DOING
7. a. 7 15 7 18 5 5 14
b. 13 5 18 18 25 3 8 18 9 19 20 13 1 19
c. 19 1 22 5 23 1 20 5 18 19 1 22 5 12 9 6 5



9. Accept all relevant responses.

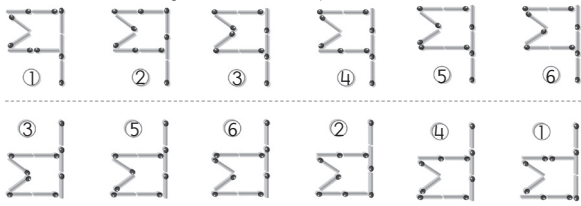
Solving better



Learning better

1. b
 2. a
 3. c
 4. b
 5. d
1. true
 2. true
 3. false
 4. false
 5. false
- Accept all relevant responses.
- Accept all relevant responses.
1. 501, 601, 701
2. 88888, 888888, 8888888
3. E10, F12, G14
4. 45, 54, 63
5. 48, 43, 38
1. B B 2. 4 4 3. N N
1. LET US PARTY
2. SAVE WATER SAVE LIFE
3. HAVE A NICE DAY

Thinking better



Choosing better

- Help your parents in the kitchen



Students' Worksheets

Worksheet 1

- A. 1. 192, 384 2. 2 3. 4
4. mirror image 5. line of symmetry
- B. 1. Y 2. Y 3. N
4. N 5. Y 6. Y
- C. Accept all the relevant responses.

Worksheet 2

- A. 1. false 2. true 3. true 4. true 5. true
- B. Will discuss with designer
- C. 1. 29, 32 2. 140, 150 3. 54, 45
4. ZYY, ZY 5. IJ55, KL66

Worksheet 3

- A. 1. F 2. A 3. Rectangle
4. 8 5. Circle

- B. Will discuss with designer
C. Accept all the relevant responses.

Book of Holistic Teaching

Developing better

A. English

1. Symmetry is when the two sides of something look the same.
2. Tessellations are patterns made of shapes that fit together without any gaps or overlaps, like a repeating design.

B. Science

1. The symmetrical patterns on a peacock's tail feathers help the peacock attract mates.
2. Some fish have bright, patterned scales to attract potential partners.

C. Social studies

Accept all the relevant responses.

Book of Project Ideas

Making better

Accept all relevant responses.